

Careful stewardship and sharing of our natural environment, around the world and into the future, is a matter of social justice as critical as any we aim to address here at Wesley Mission. As a leader in the Christian community and as a business, we take the issue of sustainability seriously encouraging others to join the change.

A commitment to corporate and social responsibility

The first simple steps in a long journey

On 1 April, 2008 a number of environmental sustainability activities were launched in Wesley Mission's head office under the banner of 'Taking Greener Steps'. These initiatives include implementing dry waste recycling, default double-sided printing, recycling office paper, mobile phone and printer cartridge recycling, discontinuing the use of foam cups, and using biodegradable cleaning products.

We encourage staff to ride to work, turn off their computers and monitors at day's end, turn off lights in unused meeting rooms and unplug electrical implements, such as mobile phone chargers, when not in use.

These are just the first simple steps in a long journey ahead to make Wesley Mission a greener workplace, but little changes will help make a dent to reduce landfill, the extraction of new materials and the impact we have on natural resources. We provide internal communication of environmental issues to ensure general environmental awareness and are now also providing starter packs for our centres to implement the initiatives taken at head office.

Our Environmental Team of dedicated staff from around Wesley Mission have taken the initiative to encourage these changes. We also have a growing network of environmental "Champions" across the organisation sharing ideas on how we can reduce our footprint and encourage others to take up the charge. As part of Wesley Mission's participation in Earth Hour we have a forum where we gather the ideas and suggestions of our staff from across Wesley Mission on how we can, as an organisation and individually, reduce our environmental impact.

We have implemented a socially and environmentally focused supplier program with a procurement policy that includes social and environmental criteria. All tender documents have a Corporate Social Responsibility (CSR) and environmental component which we require our suppliers to sign. Suppliers receive notification that they will be audited by our Risk and Audit Management team to ensure that they are performing CSR and environmental sustainability with the goods and services that they provide to us. A working group formed from various business units reviews major suppliers, such as Fuji Xerox, Orix and Telstra, to safeguard Wesley Mission's sustainability.

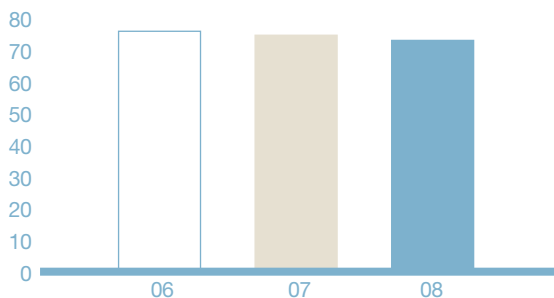
Suppliers provide monthly reports and we conduct quarterly performance reviews with all contracted suppliers, measuring them against service level agreements with key performance indicators. A pre-qualification scheme for suppliers will ensure that OH&S, certification and accreditation remain current as we work diligently with suppliers to promote sustainability.

We review the organisation's expenditure across all business units, aiming to reduce expenses by aggregating product ranges, suppliers etc. We are working to enhance the management of the Wesley Mission motor vehicle fleet by providing advice about types of vehicles and pricing structures, the ordering of vehicles, fuel consumption, leasing charges, and service maintenance and other costs associated with vehicles currently numbering 460.

We aim also to facilitate the tender process for major tenders across Wesley Mission, bringing stakeholders together to discuss requirements, evaluate suppliers, and ensure competitive pricing and contract management.

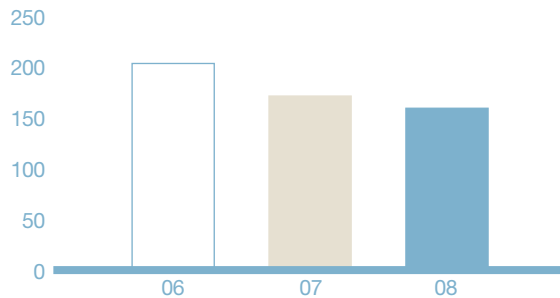
Litres of fuel consumed per month (,000)

Total fuel consumed per month in 2007-08 was 73,090 litres.



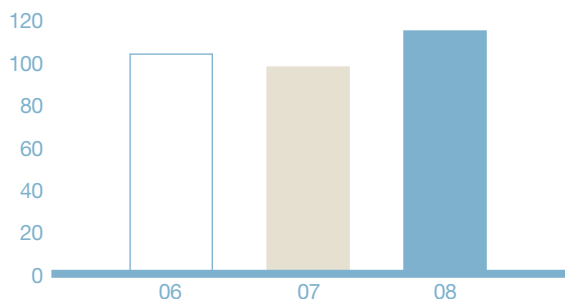
Average fuel consumption (litres per month per vehicle)

Average fuel consumption per month per vehicle in 2007-08 was 159 litres.



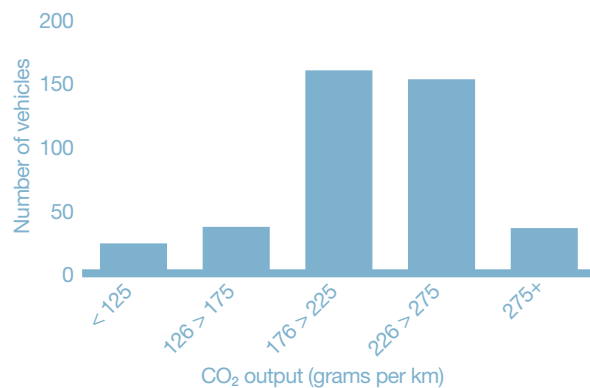
Total fuel cost (\$,000)

Total fuel cost in 2007-08 was \$114,505.



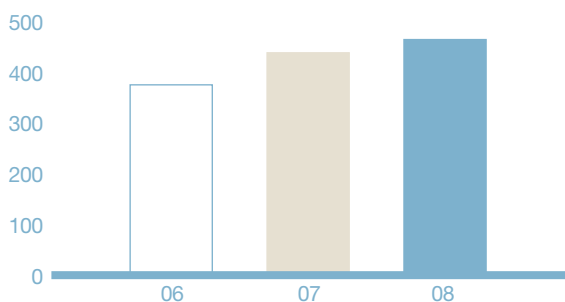
Carbon emissions (grams per km)

Fleet average emissions in 2007-08 was 212.6 grams per km.

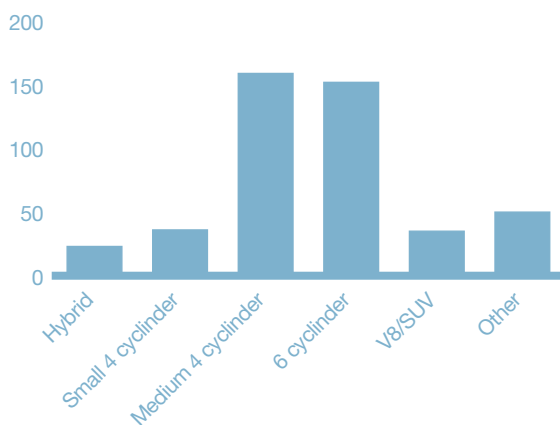


Fleet* size

Total number of vehicles in the fleet 2007-08 was 463.



Fleet* breakdown



*Fleet made up of passenger vehicles, commercial vehicles, buses and trailers