

## Whether it is the amount of fuel

we use, the vehicles we choose to drive or the suppliers we trust to engage, Procurement plays a vital role in ensuring that many of the things we take for granted at Wesley Mission actually happen.

During the year under review our Procurement team reviewed several key areas of spending and rationalised the number of suppliers to Wesley Mission. This included suppliers of waste management services where we reduced the number of our suppliers from 20 to two. Once the new arrangements are fully implemented, this will reduce costs by 60 per cent.

Procurement also achieved savings in laptop and desktop computers in excess of 50 per cent. They also investigated LED monitor and TV options for our new aged care facility at Wesley Rayward as the power consumed is less than half that used by LCD devices.

As part of Uniting Church initiatives, Wesley Mission also reviewed its carbon footprint. This will allow Wesley Mission to identify areas for improvement.

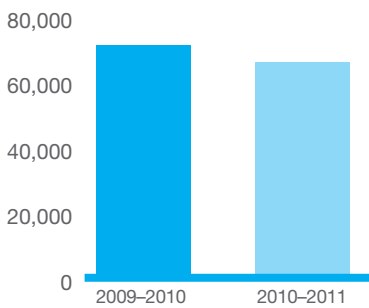
STEW  
ARD  
SHIP



## Motor vehicle usage

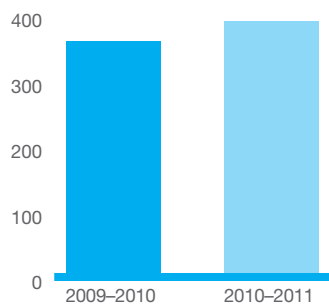
### Litres of fuel consumed per month

Average number of litres of fuel consumed per month in 2010–2011 was 66,689.



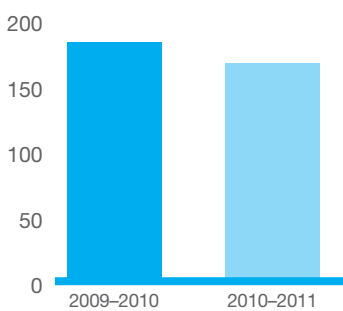
### Fleet size

Total fleet size in 2010–2011 was 395.



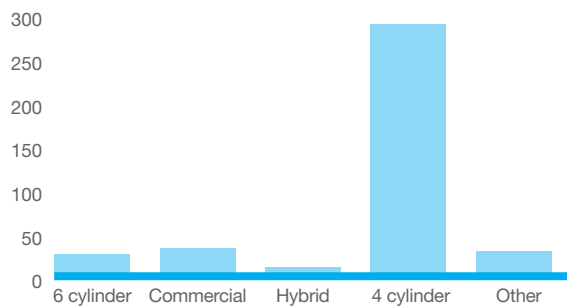
### Average fuel consumption (litres per month per vehicle)

Average fuel consumption in 2010–2011 was 169 litres per month per vehicle.



### Fleet breakdown

The fleet consisted of 292 four cylinder, 36 commercial, 29 six cylinder, 32 other and six hybrid vehicles in 2010–2011.



### Total fuel cost (per annum)

Total fuel cost in 2010–2011 was \$1,033,703.

